

2

# PROJECTORS

LE COLLEZIONI

**lucifero's**  
ARCHI-TECH LIGHTING

## INDOOR - Proiettori | Projectors

CORONA P. 168 **NEW**



IRIDE P. 175



LEVA QUADRA P. 181




FOCUS P. 187 **NEW**




SEMPLICE P. 199



PHAR P. 205



PROIETTORI PER TRACK SYSTEM 230V - TRACK SYSTEM 230V PROJECTORS  
vedi/see **VOL. 1** - PROFILI - Le Collezioni "Track System"





ASSUMPTA EST MARI  
IN COLUM



CORONA

PROJECTORS



# CORONA

Apparecchio da appoggio o da parete per illuminazione diretta e mirata, studiato per illuminare pareti e soffitti di chiese o particolari architettonici protetti dai beni culturali. Il profilo ha la predisposizione per il passaggio dei cavi elettrici. Due possibilità di installazione, verticale ed orizzontale. Completo di sorgenti LED professionali. Corpo in metallo finitura verniciata. Grado di protezione IP40.

Free standing luminaire for direct and targeted lighting, designed to illuminate walls and ceilings of churches or architectural details protected by cultural heritage. The profile has the predisposition for the passage of electrical cables. Two installation possibilities, vertical and horizontal. Complete with professional LED sources. Painted finish metal body. Degree of protection IP40.

Installazione da appoggio orizzontale qui rappresentato in versione a luce diretta ed indiretta / Installation from horizontal support represented here in direct and indirect light version

Installazione a parete verticale, qui rappresentato in versione a luce diretta e indiretta / Vertical wall installation, represented here in direct and indirect light version.



UK CONFORMITY ASSESSMENT E EUROPEAN CERTIFICATION / UK CONFORMITY ASSESSMENT AND EUROPEAN CERTIFICATION






PRODOTTI COSTRUITI CON MATERIALE RICICLABILE / PRODUCTS MADE OF RECYCLABLE MATERIAL



GARANZIA DI 5 ANNI / 5-YEAR WARRANTY

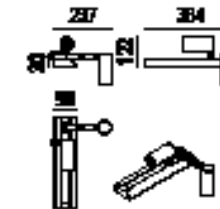


## FINITURE STANDARD / STANDARD FINISHINGS

- /01  BIANCO/WHITE
- /02  NERO/BLACK
- /49  BRONZO/BRONZE

## TOGLIERE INDIRETTA

## CORONA DA APPOGGIO / FREE STANDING

### LUCE DIRETTA DIRECT LIGHT



### CORONA 2SPOTS 55

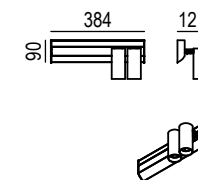

| LED W | mA  | ø  | lm product/beam 3000K |      |      | CODE            |
|-------|-----|----|-----------------------|------|------|-----------------|
|       |     |    | S15°                  | F27° | W46° |                 |
| 2x12  | 350 | 55 | 2570                  | 2570 | 2578 | CR001.9 ●●● /## |
| 2x18  | 500 | 55 | 3150                  | 3150 | 3158 | CR002.9 ●●● /## |

### CORONA 2SPOTS 90

| LED W    | ø  | lm product/beam 3000K |      |      | CODE            |
|----------|----|-----------------------|------|------|-----------------|
|          |    | S15°                  | F24° | W38° |                 |
| 2 X 24,3 | 90 | 4936                  | 4712 | 4860 | CR004.9 ●●● /## |
| 2 X 32   | 90 | 6012                  | 5770 | 5910 | CR005.9 ●●● /## |

## CORONA DA PARETE / WALL MOUNTED

### LUCE DIRETTA DIRECT LIGHT



### CORONA 2SPOTS 55

| LED W | mA  | ø  | lm product/beam 3000K |      |      | CODE            |
|-------|-----|----|-----------------------|------|------|-----------------|
|       |     |    | S15°                  | F27° | W46° |                 |
| 2x12  | 350 | 55 | 2570                  | 2570 | 2578 | CR003.9 ●●● /## |
| 2x18  | 500 | 55 | 3150                  | 3150 | 3158 | CR006.9 ●●● /## |

### CORONA 2SPOTS 90




| LED W    | ø  | lm product/beam 3000K |      |      | CODE            |
|----------|----|-----------------------|------|------|-----------------|
|          |    | S15°                  | F24° | W38° |                 |
| 2 X 24,3 | 90 | 4936                  | 4712 | 4860 | CR007.9 ●●● /## |
| 2 X 32   | 90 | 6012                  | 5770 | 5910 | CR008.9 ●●● /## |

## VERSIONI DISPONIBILI/AVAILABLE VERSION

### ● KELVIN

- 27 2700K
- 30 3000K
- 35 3500K
- 40 4000K



### ● FASCIO/BEAM

-  S Spot
-  F Flood
-  W Wide

### ● DIMMABLE (OPTIONAL)

- D Dali Touch & Dimm

### /## FINITURA/FINISHING

-  /01 bianco | white
-  /02 nero | black
-  /49 bronzo | bronze


Per i gradi vedere in tabella - For degree check the table

## INDOOR - Proiettori | Projectors

CORONA P. 168 **NEW**



IRIDE P. 175



LEVA QUADRA P. 181




FOCUS P. 187 **NEW**




SEMPLICE P. 199



PHAR P. 205



PROIETTORI PER TRACK SYSTEM 230V - TRACK SYSTEM 230V PROJECTORS  
vedi/see **VOL. 1** - PROFILI - Le Collezioni "Track System"





ASSUMPTA EST MARI  
IN COLUM



CORONA

PROJECTORS



# CORONA

Apparecchio da appoggio o da parete per illuminazione diretta e mirata, studiato per illuminare pareti e soffitti di chiese o particolari architettonici protetti dai beni culturali. Il profilo ha la predisposizione per il passaggio dei cavi elettrici. Due possibilità di installazione, verticale ed orizzontale. Completo di sorgenti LED professionali. Corpo in metallo finitura verniciata. Grado di protezione IP40.

Free standing luminaire for direct and targeted lighting, designed to illuminate walls and ceilings of churches or architectural details protected by cultural heritage. The profile has the predisposition for the passage of electrical cables. Two installation possibilities, vertical and horizontal. Complete with professional LED sources. Painted finish metal body. Degree of protection IP40.

Installazione da appoggio orizzontale qui rappresentato in versione a luce diretta ed indiretta / Installation from horizontal support represented here in direct and indirect light version

Installazione a parete verticale, qui rappresentato in versione a luce diretta e indiretta / Vertical wall installation, represented here in direct and indirect light version.



UK CONFORMITY ASSESSMENT E EUROPEAN CERTIFICATION / UK CONFORMITY ASSESSMENT AND EUROPEAN CERTIFICATION



PRODOTTI COSTRUITI CON MATERIALE RICICLABILE / PRODUCTS MADE OF RECYCLABLE MATERIAL



GARANZIA DI 5 ANNI / 5-YEAR WARRANTY

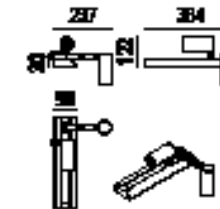


## FINITURE STANDARD / STANDARD FINISHINGS

- /01 BIANCO/WHITE
- /02 NERO/BLACK
- /49 BRONZO/BRONZE

## TOGLIERE INDIRETTA

## CORONA DA APPOGGIO / FREE STANDING

### LUCE DIRETTA DIRECT LIGHT



### CORONA 2SPOTS 55

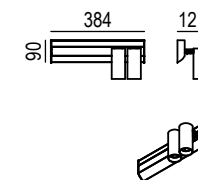

| LED W | mA  | ø  | lm product/beam 3000K |      |      | CODE            |
|-------|-----|----|-----------------------|------|------|-----------------|
|       |     |    | S15°                  | F27° | W46° |                 |
| 2x12  | 350 | 55 | 2570                  | 2570 | 2578 | CR001.9 ●●● /## |
| 2x18  | 500 | 55 | 3150                  | 3150 | 3158 | CR002.9 ●●● /## |

### CORONA 2SPOTS 90

| LED W    | ø  | lm product/beam 3000K |      |      | CODE            |
|----------|----|-----------------------|------|------|-----------------|
|          |    | S15°                  | F24° | W38° |                 |
| 2 X 24,3 | 90 | 4936                  | 4712 | 4860 | CR004.9 ●●● /## |
| 2 X 32   | 90 | 6012                  | 5770 | 5910 | CR005.9 ●●● /## |

## CORONA DA PARETE / WALL MOUNTED

### LUCE DIRETTA DIRECT LIGHT



### CORONA 2SPOTS 55

| LED W | mA  | ø  | lm product/beam 3000K |      |      | CODE            |
|-------|-----|----|-----------------------|------|------|-----------------|
|       |     |    | S15°                  | F27° | W46° |                 |
| 2x12  | 350 | 55 | 2570                  | 2570 | 2578 | CR003.9 ●●● /## |
| 2x18  | 500 | 55 | 3150                  | 3150 | 3158 | CR006.9 ●●● /## |

### CORONA 2SPOTS 90

| LED W    | ø  | lm product/beam 3000K |      |      | CODE            |
|----------|----|-----------------------|------|------|-----------------|
|          |    | S15°                  | F24° | W38° |                 |
| 2 X 24,3 | 90 | 4936                  | 4712 | 4860 | CR007.9 ●●● /## |
| 2 X 32   | 90 | 6012                  | 5770 | 5910 | CR008.9 ●●● /## |

## VERSIONI DISPONIBILI/AVAILABLE VERSION

### ● KELVIN

- 27 2700K
- 30 3000K
- 35 3500K
- 40 4000K

### ● FASCIO/BEAM

- S Spot
- F Flood
- W Wide

### ● DIMMABLE (OPTIONAL)

- D Dali Touch & Dimm

### ## FINITURA/FINISHING

- /01 bianco | white
- /02 nero | black
- /49 bronzo | bronze

Per i gradi vedere in tabella - For degree check the table

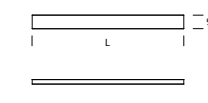


# CORONA SISTEMA



## PROFILI - PROFILE

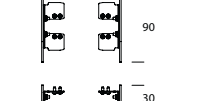
### PROFILO A RETTILINEO / STRAIGHT A PROFILE



Lmm  
1000  
2000  
3000

CODE  
LB340 /##  
LB341 /##  
LB342 /##

### COPPIA DI TESTATE PER PROFILO A / COUPLE OF CLOSURE HEADS A PROFILE



CODE  
LB422 /##

### PROFILO B RETTILINEO LUCE INDIRETTA / STRAIGHT B PROFILE INDIRECT LIGHT



1000  
2000  
3000  
-----

CODE  
MFH00.1000/01  
MFH00.2000/01  
MFH00.3000/01  
MFH00.misura/01

### COPPIA DI TESTATE PER PROFILO B / COUPLE OF CLOSURE HEADS B PROFILE



CODE  
MFH00C/01

### DIFFUSORE IN POLICARBONATO OPALINO / OPALINE POLYCARBONATE DIFFUSER



1000  
2000  
3000  
-----

MF00P.1000  
MF00P.2000  
MF00P.3000  
MF00P.misura

### DIFFUSORE PERIMETRALE PROFILO A / PERIMETRIC DIFFUSER A PROFILE



Lmm  
1000  
2000  
3000

CODE  
LB431  
LB432  
LB433



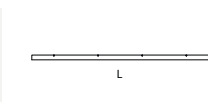
### COVER PERIMETRALE VERNICIATO (CIECO) PROFILO A / PERIMETRIC SLOT CLOSURE ELEMENT A PROFILE



Lmm  
1000

CODE  
LB431 /##

### DIFFUSORE INDIRETTO LINEARE PROFILO A / INDIRECT LINEAR DIFFUSER A PROFILE



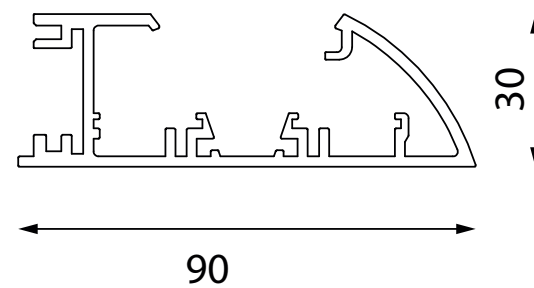
Lmm  
1000

CODE  
LB447

per LB340 - LB341 - LB342 | for LB340 - LB341 - LB342 | por LB340 - LB341 - LB342



SEZIONE PROFILO / PROFILE SECTION



#### /## FINITURA/FINISHING

- /01 bianco/white
- /02 nero/black
- /49 bronzo/bronze

#### /## FINITURA PREMIUM /PREMIUM FINISHING

- /81 oro rosa shine/shine pink gold
- /82 bronzo anticato /antique bronze
- /83 ottone brunito spazzolato/brushed brushed brass



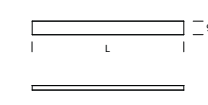


# CORONA SISTEMA



## PROFILI - PROFILE

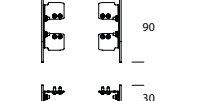
### PROFILO A RETTILINEO / STRAIGHT A PROFILE



Lmm  
1000  
2000  
3000

CODE  
LB340 /##  
LB341 /##  
LB342 /##

### COPPIA DI TESTATE PER PROFILO A / COUPLE OF CLOSURE HEADS A PROFILE



CODE  
LB422 /##

### PROFILO B RETTILINEO LUCE INDIRETTA / STRAIGHT B PROFILE INDIRECT LIGHT



1000  
2000  
3000  
-----

CODE  
MFH00.1000/01  
MFH00.2000/01  
MFH00.3000/01  
MFH00.misura/01

### COPPIA DI TESTATE PER PROFILO B / COUPLE OF CLOSURE HEADS B PROFILE



CODE  
MFH00C/01

### DIFFUSORE IN POLICARBONATO OPALINO / OPALINE POLYCARBONATE DIFFUSER



1000  
2000  
3000  
-----

MF00P.1000  
MF00P.2000  
MF00P.3000  
MF00P.misura

### DIFFUSORE PERIMETRALE PROFILO A / PERIMETRIC DIFFUSER A PROFILE



Lmm  
1000  
2000  
3000

CODE  
LB431  
LB432  
LB433



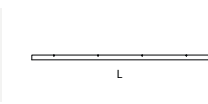
### COVER PERIMETRALE VERNICIATO (CIECO) PROFILO A / PERIMETRIC SLOT CLOSURE ELEMENT A PROFILE



Lmm  
1000

CODE  
LB431 /##

### DIFFUSORE INDIRETTO LINEARE PROFILO A / INDIRECT LINEAR DIFFUSER A PROFILE



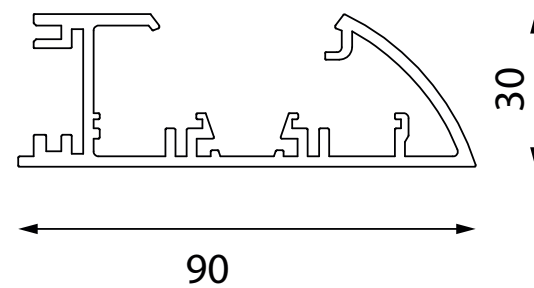
Lmm  
1000

CODE  
LB447

per LB340 - LB341 - LB342 | for LB340 - LB341 - LB342 | por LB340 - LB341 - LB342



SEZIONE PROFILO / PROFILE SECTION



#### /## FINITURA/FINISHING

- /01 bianco/white
- /02 nero/black
- /49 bronzo/bronze

#### /## FINITURA PREMIUM /PREMIUM FINISHING


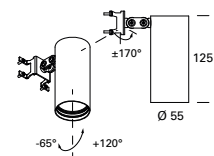
- /81 oro rosa shine/shine pink gold
- /82 bronzo anticato /antique bronze
- /83 ottone brunito spazzolato/brushed brushed brass

LINEA DI LUCE PER LUCE PERIMETRALE LED LINE FOR PERIMETRIC EMISSION



| LINEA DI LUCE - LED LINE |       |      |      |      |     |    |      |           |  |
|--------------------------|-------|------|------|------|-----|----|------|-----------|--|
| W/m                      | Led/m | K    | lm/m | lm/W | CRI | IP | Lmm  | CODE      |  |
| 22                       | 168   | 2700 | 3015 | 139  | 80  | 20 | 5000 | ST22.27.5 |  |
| 22                       | 168   | 3000 | 3015 | 139  | 80  | 20 | 5000 | ST22.30.5 |  |
| 22                       | 168   | 4000 | 3270 | 139  | 80  | 20 | 5000 | ST22.40.5 |  |

LBS SPOT SPOT PROJECTOR



| LED 48V | 3000K | lm product/beam |      |      |      |                 | CODE |
|---------|-------|-----------------|------|------|------|-----------------|------|
| W       | Ø mm  | Hmm             | S15° | F27° | W46° |                 |      |
| 12      | 55    | 125             | 1285 | 1285 | 1289 | LB102.9 ●●●/### |      |
| 18      | 55    | 125             | 1575 | 1575 | 1579 | LB103.9 ●●●/### |      |

Installabile su tutti i prodotti a luce perimetrale | suitable to fit in perimetric emission fittings  
Accessori - Accessories L055#A: Lente con anello - lens with ring

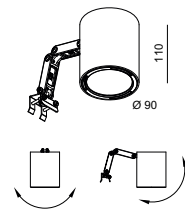
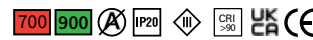
PROIETTORI - PROJECTORS  
SPOT FOCUS 55



| LED | mA  |  | A | Ø  | H   | lm product/beam 3000K |      |      | CODE            |
|-----|-----|--|---|----|-----|-----------------------|------|------|-----------------|
| W   |     |  |   |    |     | S15°                  | F27° | W46° |                 |
| 12  | 350 |  |   | 55 | 125 | 1285                  | 1285 | 1289 | GU003.9 ●●●/### |
| 18  | 500 |  |   | 55 | 125 | 1575                  | 1579 |      |                 |

Accessori - Accessories: L055S#: Anello ø55 + lente / lens with ring ø55

SPOT FOCUS 90



| LED  | mA  |  | A | Ø  | H   | Kg   | lm product/beam 3000K |      |      | CODE            |
|------|-----|--|---|----|-----|------|-----------------------|------|------|-----------------|
| W    |     |  |   |    |     |      | S15°                  | F24° | W38° |                 |
| 24,3 | 700 |  |   | 90 | 110 | 0,94 | 2468                  | 2356 | 2430 | GU005.9 ●●●/### |
| 32   | 900 |  |   | 90 | 110 | 0,94 | 3006                  | 2885 | 2955 | GU006.9 ●●●/### |

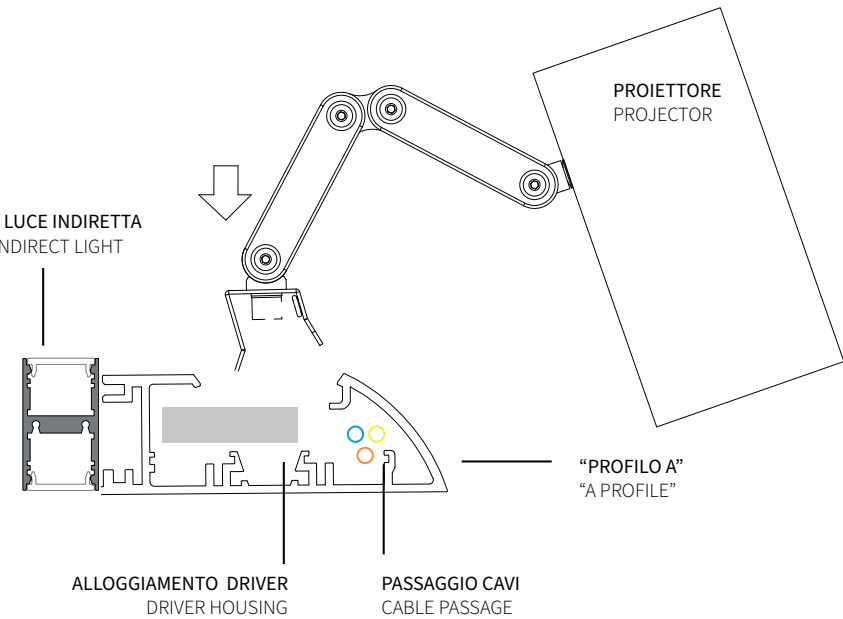
Accessori - Accessories: L085S#: Anello ø85 + lente / lens with ring ø85

LENTI CON ANELLO / LENSES WITH RING



|                                       | Kg   | Ø  | CODE        | Ø  | CODE        |
|---------------------------------------|------|----|-------------|----|-------------|
| LENTE SATINATA / SATINED LENS         | 0,01 | 55 | L055S.A /## | 85 | L085S.A /## |
| LENTE ELISSOIDALE / ELIPSOID LENS     | 0,01 | 55 | L055E.A /## | 85 | L085E.A /## |
| LENTE ASIMMETRICA / ASYMMETRIC LENS   | 0,01 | 55 | L055A.A /## | 85 | L085A.A /## |
| FILTRO NIDO D'APE / HONEY COMB LOUVER | 0,01 | 55 | L055R.A /## | 85 | L085R.A /## |

"PROFILO B" PER LUCE INDIRETTA  
"B PROFILE" FOR INDIRECT LIGHT



VERSIONI DISPONIBILI / AVAILABLE VERSION

- KELVIN: 27 2700K, 30 3000K, 40 4000K
- FASCIO/BEAM: S Spot, F Flood, W Wide

Per i gradi vedere in tabella - For degree check the table

- DIMMABLE: D Dali Touch & Dimm

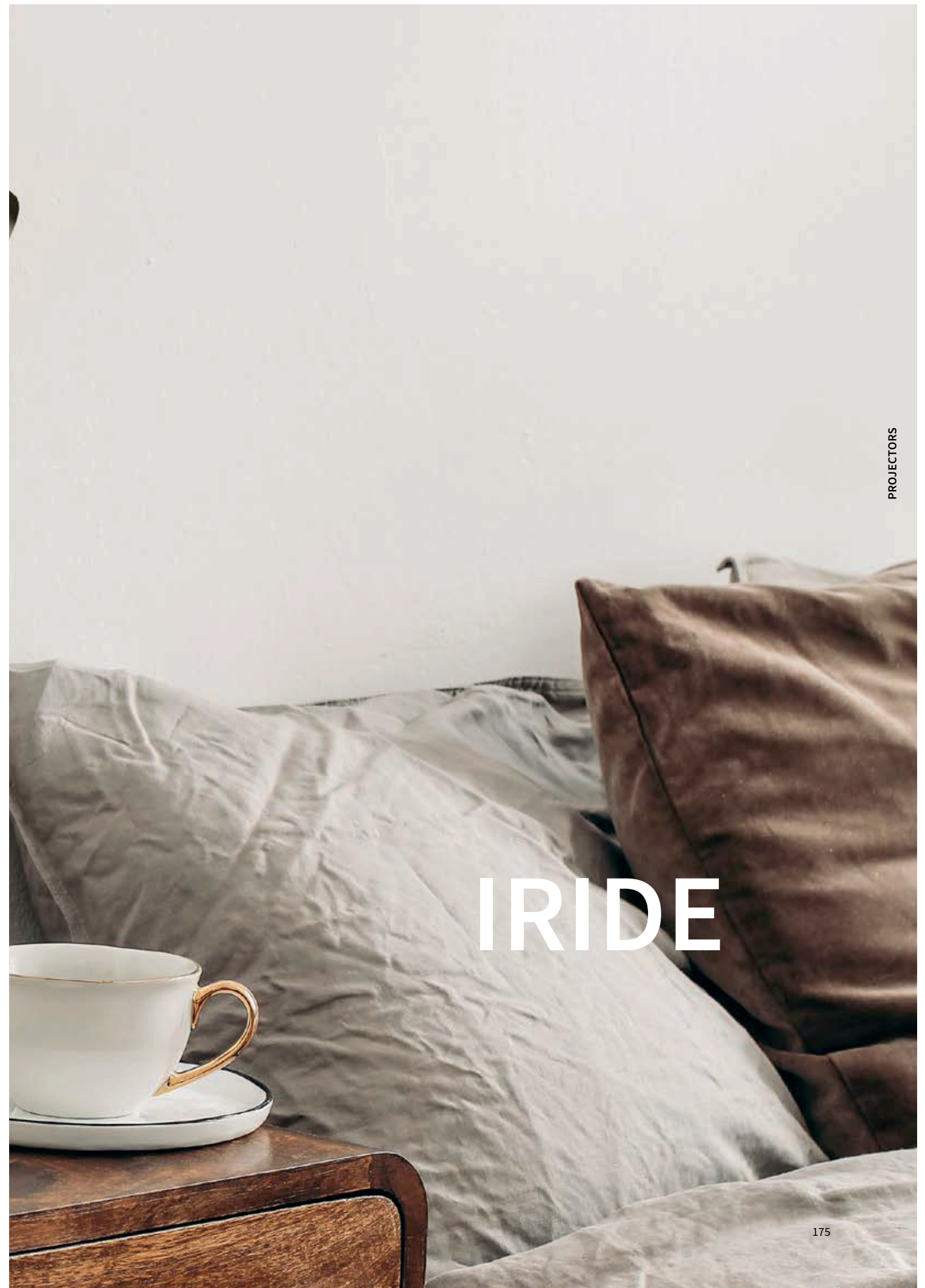
- ## FINITURA / FINISHING: /01 bianco/white, /02 nero/black

- ## FINITURA PREMIUM / PREMIUM FINISHING: /81 oro rosa shine/shine pink gold, /82 bronzo/bronze, /83 ottone spazzolato/brushed brass



DRIVERS VEDI | SEE P. 452





# IRIDE






# IRIDE

mario cucinella design

Collezione di proiettori orientabili firmati Mario Cucinella. Con sorgenti LED integrate. Possibilità di montaggio a soffitto o su binari elettrificati, trifase o in bassa tensione 48V tipo binario Multi system Stucchi. Iride è costituita da un corpo in pressofusione di alluminio verniciato e da un anello intercambiabile cromato, presente in svariate tipologie e forme create per direzionare il fascio di luce in modi differenti. Gruppi ottici completi di led ad alta resa cromatica (CRI>90), lente, housing antiabbagliamento e driver elettronico. Corpo ottico orientabile nelle versione binario, con possibilità di orientamento 0-90° rispetto all'asse orizzontale e 355° rispetto all'asse verticale, la versione a basetta offre un'ulteriore possibilità di rotazione. Ottiche spot, flood e wide. Grado di protezione IP20.

New collection of adjustable projectors by Mario Cucinella featuring integrated LED sources, ceiling or track mounted (Stucchi tracks) both for mains voltage or 48V. Iride consists of a body in painted die-cast aluminum and an interchangeable ring – in white, black or chrome finishing – for customization. Optical groups complete with high color rendering LEDs (CRI > 90), lens, anti-glare housing and electronic driver. Adjustable optical body in the track version, with the 0-90° orientation on the horizontal axis and 355° on the vertical axis; the surface mounted version offers an additional rotation possibility. Spot, flood and wide optics. IP20.



UK CONFORMITY ASSESSMENT E EUROPEAN CERTIFICATION / UK CONFORMITY ASSESSMENT AND EUROPEAN CERTIFICATION



PRODOTTI COSTRUITI CON MATERIALE RICICLABILE / PRODUCTS MADE OF RECYCLABLE MATERIAL



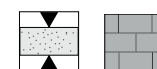
GARANZIA DI 5 ANNI / 5-YEAR WARRANTY



ORIENTABILE / ADJUSTABLE



DIAM. 86 MM / 114 MM



IDONEI PER CARTONGESSO OR LATERIZIO / CALCESTRUZZO a seconda dei modelli e degli accessori. SUITABLE FOR PLASTERBOARD OR BRICKWALL / CONCRETE it depends on the model and its accessories.

#### KELVIN

|    |  |        |
|----|--|--------|
| 27 |  | 2700°K |
| 30 |  | 3000°K |
| 35 |  | 3500°K |
| 40 |  | 4000°K |

#### FASCIO/BEAM

|   |  |       |
|---|--|-------|
| S |  | SPOT  |
| F |  | FLOOD |
| W |  | WIDE  |

#### FINITURE STANDARD / STANDARD FINISHINGS



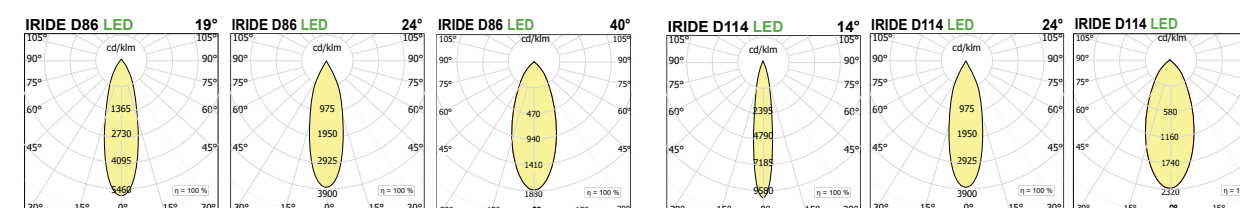
#### /## FINITURA/FINISHING

- /01 corpo bianco anello bianco | white body and ring
- /02 corpo nero anello nero | black body and ring
- /21 corpo bianco, anello cromo | white body, chrome ring
- /25 corpo nero, anello cromo | black body, chrome ring
- /28 corpo bianco, anello nero | white body, black ring

#### FINITURE PREMIUM / PREMIUM FINISHINGS

- /81 ORO ROSA/ROSE GOLD
- /82 BRONZO ANTICATO/ANTIQUE BRONZE
- /83 OTTONE BRUNITO SPAZZOLATO/ BRUSHED BURNISHED BRASS

#### CURVE FOTOMETRICHE/PHOTOMETRIC DATA



# IRIDE


## BASE



altre versioni / more versions:

### MINITRACK 24/48V

vedi catalogo "Profili Le Collezioni" | see catalogue "Profili Le Collezioni"




### TRACK 230V

vedi catalogo "Profili Le Collezioni" | see catalogue "Profili Le Collezioni"




### INCASSO | DOWNLIGHT

vedi capitolo "Downlight" | see chapter "Downlight"



## IRIDE BASETTA - BASE

### IRIDE BASE 86S



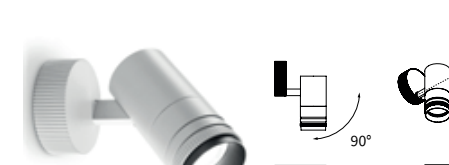
| LED W | ø  | lm product/beam 3000K |      |      | CODE          |
|-------|----|-----------------------|------|------|---------------|
|       |    | S19°                  | F24° | W40° |               |
| 18    | 86 | 1772                  | 1832 | 1586 | IR00.9 ●●●/## |
| 26    | 86 | 2193                  | 2252 | 2008 | IR01.9 ●●●/## |

### IRIDE BASE 114S



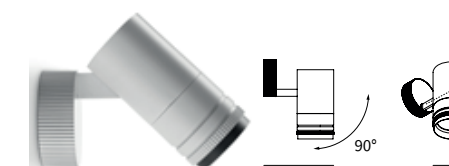
| LED W | ø   | lm product/beam 3000K |      |      | CODE          |
|-------|-----|-----------------------|------|------|---------------|
|       |     | S14°                  | F24° | W36° |               |
| 26    | 114 | 2118                  | 2531 | 2108 | IR02.9 ●●●/## |
| 34    | 114 | 2476                  | 2942 | 2596 | IR03.9 ●●●/## |

### IRIDE BASE 86L



| LED W | ø  | lm product/beam 3000K |      |      | CODE          |
|-------|----|-----------------------|------|------|---------------|
|       |    | S19°                  | F24° | W40° |               |
| 18    | 86 | 1772                  | 1832 | 1586 | IR04.9 ●●●/## |
| 26    | 86 | 2193                  | 2252 | 2008 | IR05.9 ●●●/## |

### IRIDE BASE 114L



| LED W | ø   | lm product/beam 3000K |      |      | CODE          |
|-------|-----|-----------------------|------|------|---------------|
|       |     | S14°                  | F24° | W36° |               |
| 26    | 114 | 2118                  | 2531 | 2108 | IR06.9 ●●●/## |
| 34    | 114 | 2476                  | 2942 | 2596 | IR07.9 ●●●/## |

### ACCESSORI / ACCESSORIES

#### LENTE OPZIONALE / OPTIONAL LENS

|                                      | ø   | Kg   | CODE  |
|--------------------------------------|-----|------|-------|
| FILTRO NIDO D'APE/ HONEY COMB LOUVER | 86  | 0,01 | L086R |
|                                      | 114 | 0,01 | L114R |

### VERSIONI DISPONIBILI/AVAILABLE VERSION

#### KELVIN

- 27 2700K
- 30 3000K
- 35 3500K
- 40 4000K

#### FASCIO/BEAM

- S Spot
- F Flood
- W Wide

#### DIMMABLE (OPTIONAL)

- D Dali


#### COMPOSIZIONE CODICE: xxx.x●●●/##

HOW TO CREATE THE CODE: F1000.827SD /01

CODE  
F1000.8 | ● | ● | ● | /##shing  
base code | kelvin | beam | dimmable

#### /## FINITURA/FINISHING





# LEVA QUADRA



# LEVA QUADRA

## PROIETTORE DA INCASSO - PROJECTOR TO RECESS




## PROIETTORI CON BASETTA - PROJECTOR WITH BASE



altre versioni / more versions:

### INCASSO | DOWNLIGHT

vedi capitolo "Downlight"  
see chapter "Downlight"




### MINITRACK 24/48V

vedi catalogo "Profili Le Collezioni"  
see catalogue "Profili Le Collezioni"



### TRACK 230V

vedi catalogo "Profili Le Collezioni"  
see catalogue "Profili Le Collezioni"



Collezione di proiettori fissi e orientabili per sorgenti LED integrate. Possibilità di montaggio a incasso, con basetta od a soffitto. Corpo apparecchio in fusione di alluminio verniciato. Gruppi ottici antiabbagliamento completi di led chip on board (CRI>90) e lenti. Ottiche spot, flood, wideflood UGR<16. Da completare con alimentatori elettronici remoti per le versioni ad incasso. Grado di protezione IP20/IP40.

Collection of fixed and adjustable projectors, recessed, surface or ceiling mounted, for integrated LED sources. Luminaire body in painted aluminum casting. Anti-glare optical groups complete with LED chip on board (CRI> 90) and lenses. Spot, flood, wideflood UGR <19 optics. To be completed with remote electronic drivers for the recessed versions. IP20/IP40.



UK CONFORMITY ASSESSMENT E EUROPEAN CERTIFICATION / UK CONFORMITY ASSESSMENT AND EUROPEAN CERTIFICATION



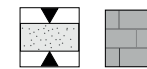
PRODOTTI COSTRUITI CON MATERIALE RICICLABILE / PRODUCTS MADE OF RECYCLABLE MATERIAL



GARANZIA DI 5 ANNI / 5-YEAR WARRANTY



ORIENTABILE / ADJUSTABLE



IDONEI PER CARTONGESSO OR LATERIZIO / CALCESTRUZZO a seconda dei modelli e degli accessori. SUITABLE FOR PLASTERBOARD OR BRICKWALL / CONCRETE it depends on the model and its accessories.

### KELVIN

|    |  |        |
|----|--|--------|
| 27 |  | 2700°K |
| 30 |  | 3000°K |
| 35 |  | 3500°K |
| 40 |  | 4000°K |

### FASCIO/BEAM

|   |  |           |
|---|--|-----------|
| S |  | SPOT 20°  |
| F |  | FLOOD 32° |
| W |  | WIDE 50°  |

### FINITURE STANDARD /STANDARD FINISHINGS

|     |  |   |
|-----|--|---|
| /01 |  | TELAIO BIANCO OTTICA NERA/<br>WHITE FRAME BLACK OPTIC   |
| /02 |  | TELAIO NERO OTTICA NERA/<br>BLACK FRAME BLACK OPTIC     |
| /41 |  | TELAIO BIANCO OTTICA BIANCA/<br>WHITE FRAME WHITE OPTIC |
| /42 |  | TELAIO NERO OTTICA ORO/<br>BLACK FRAME GOLD OPTIC       |

TW

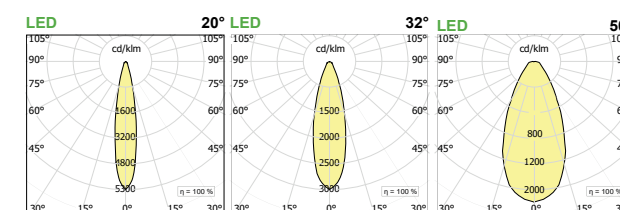


Tunable White 2700 – 5000°K  
La tecnologia Tunable White consente di controllare la temperatura di colore delle sorgenti luminose permettendo di scegliere quella più adatta tra luce bianca calda e fredda. / Tunable White technology allows you to control the color temperature of light sources allowing you to choose the most suitable between warm and cold white light.

### FINITURE PREMIUM /PREMIUM FINISHINGS

|                           |  |  |
|---------------------------|--|--|
|                           |  |  |
| 81-ORO ROSA/<br>PINK GOLD | 82-BRONZO ANTICA-<br>TO/ANTIQUE BRONZE | 83-OTTONE BRUNITO<br>SPAZZOLATO/BRUSHED<br>BURNISHED BRASS |

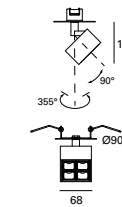
### CURVE FOTOMETRICHE/PHOTOMETRIC DATA





## LEVA QUADRA PROIETTORE DA INCASSO - PROJECTOR TO RECESS

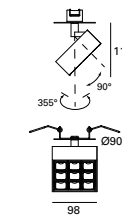
Q4 INCASSO Q4 RECESSED SOLO PER CARTONGESSO - ONLY FOR PLASTERBOARD 80 mm



| LED W | mA  | Dim.  | H   | Kg   | lm product/beam 3000K |      |      | CODE          |
|-------|-----|-------|-----|------|-----------------------|------|------|---------------|
|       |     |       |     |      | S20°                  | F32° | W50° |               |
| 8,8   | 700 | 68x68 | 100 | 0,30 | 800                   | 745  | 662  | LV410.9 ●●/## |

700

Q9 INCASSO Q9 RECESSED SOLO PER CARTONGESSO - ONLY FOR PLASTERBOARD 80 mm

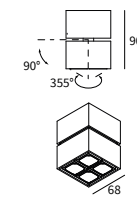


| LED W | mA  | Dim.  | H   | Kg   | lm product/beam 3000K |      |      | CODE          |
|-------|-----|-------|-----|------|-----------------------|------|------|---------------|
|       |     |       |     |      | S20°                  | F32° | W50° |               |
| 19,8  | 700 | 98x98 | 115 | 0,90 | 1800                  | 1676 | 1490 | LV411.9 ●●/## |

700

## LEVA QUADRA PROIETTORI CON BASE - PROJECTOR WITH BASE

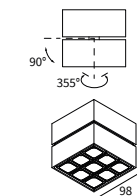
Q4 SOFFITTO ORIENTABILE Q4 CEILING - MOUNTED ADJUSTABLE



| LED W | mA  | Dim.  | H  | Kg   | lm product/beam 3000K |      |      | CODE          |
|-------|-----|-------|----|------|-----------------------|------|------|---------------|
|       |     |       |    |      | S20°                  | F32° | W50° |               |
| 8,8   | 700 | 68x68 | 90 | 0,60 | 800                   | 745  | 662  | LV312.9 ●●/## |

700

Q9 SOFFITTO ORIENTABILE Q9 CEILING - MOUNTED ADJUSTABLE

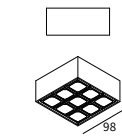


| LED W | Dim.  | H  | Kg   | lm product/beam 3000K |      |      | CODE          |
|-------|-------|----|------|-----------------------|------|------|---------------|
|       |       |    |      | S20°                  | F32° | W50° |               |
| 19,8  | 98x98 | 90 | 0,90 | 1800                  | 1676 | 1490 | LV316.9 ●●/## |

Note: Nella versione Tunable White l'alimentatore è da porre remoto | For the version Tunable White, power supply to be installed remotely.

## LEVA QUADRA SOFFITTO - CEILING

Q9 SOFFITTO Q9 CEILING - MOUNTED



| LED W | Dim.  | H  | Kg   | lm product/beam 3000K |      |      | CODE          |
|-------|-------|----|------|-----------------------|------|------|---------------|
|       |       |    |      | S20°                  | F32° | W50° |               |
| 19,8  | 98x98 | 43 | 0,60 | 1800                  | 1676 | 1490 | LV333.9 ●●/## |

700

### VERSIONI DISPONIBILI/AVAILABLE VERSION

- **KELVIN**
- 27 2700K
- 30 3000K
- 35 3500K
- 40 4000K
- TW Tunable White Dali

Note: Gli apparecchi con temperatura di colore variabile (Tunable White) vengono forniti comprensivi di alimentatore DALI | The devices with variable color temperature (Tunable White) are supplied with integrated DALI power supply.

### ● FASCIO/BEAM

- Spot
- Flood
- Wide

Per i gradi vedere in tabella - For degree check the table

### COMPOSIZIONE CODICE: xxx.x ●● /##

HOW TO CREATE THE CODE: **F1000.827S/01**  
CODE

F1000.8 | ●● | /## finishing  
base code | kelvin | beam

### /## FINITURA/FINISHING

- /01 telaio bianco, ottica nera | white frame, black optic
- /02 telaio nero, ottica nera | black frame, black optic
- /41 telaio bianco, ottica bianca | white frame, white optic
- /42 telaio nero, ottica oro | black frame, gold optic

**700** DRIVERS VEDI | SEE P. 452





# FOCUS



# FOCUS

**FOCUS CON BASETTA ALIMENTATORE INTEGRATO** - FOCUS WITH BASE AND DRIVER INCLUDED



**FOCUS CON BASETTA** - PROJECTORS WITH BASE



**FOCUS MAGNETE** - MAGNETIC PROJECTORS



**FOCUS CON PIATTELLO** - PLATE PROJECTORS



Per cartongesso |  
for plasterboard

**FOCUS CON BICCHIERE** - CUP PROJECTORS



Per cartongesso |  
for plasterboard

altre versioni / more versions:

**MINITRACK 24/48V**

vedi sezione "Minitrack"  
see section "Minitrack"



**TRACK 230V**

vedi catalogo "Profili Le Collezioni" - Track System  
see catalogue "Profili Le Collezioni" - Track system



Collezione di proiettori di dimensioni estremamente ridotte. Le versioni COB LED sono complete di sorgente ad alte prestazioni da completare con driver remoto (escluse versione con basetta rettangolare del Focus Ø55 equipaggiate con driver a bordo). Le versioni per GU10 sono da completare con lampadina (max 50W). La gamma si articola in tre tipi di apparecchi con potenze di 5,7W per il Ø26mm, 8w per il Ø36mm e 12,7W o 18,5W per il Ø55 a seconda dei modelli. Varie le possibilità di installazione: su superfici metalliche ferritiche nella versione magnetica; parete o soffitto con basetta tonda (driver remoto) a soffitto in cartongesso in versione con cornice a filo o arretrato con driver remoto, trasformabile in versione trimless mediante l'installazione di un accessorio.

Extremely small projector collection. The COB LED versions include high-performance light source to be completed with remote driver (excluding Focus Ø55, with rectangular canopy, equipped with on-board driver). GU10 versions to be completed with light bulb (max 50W). The range is divided into three types of fixtures with powers of 5.7W for the Ø26mm, 8w for the Ø36mm and 12.7W or 18.5W for the Ø55 depending on the model. Various installation possibilities: on ferritic metal surfaces in the magnetic version; wall or ceiling with round base (remote driver) on plasterboard ceiling in flush-mounted version or deep recessed with remote driver, transformable into trimless version using the available accessory.



**UK CONFORMITY ASSESSMENT E EUROPEAN CERTIFICATION / UK CONFORMITY ASSESSMENT AND EUROPEAN CERTIFICATION**



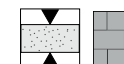
**PRODOTTI COSTRUITI CON MATERIALE RICICLABILE / PRODUCTS MADE OF RECYCLABLE MATERIAL**



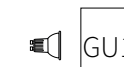
**GARANZIA DI 5 ANNI / 5-YEAR WARRANTY**



**ORIENTABILE / ADJUSTABLE**




**IDONEI PER CARTONGESSO OR LATERIZIO / CALCESTRUZZO a seconda dei modelli e degli accessori. SUITABLE FOR PLASTERBOARD OR BRICKWALL / CONCRETE it depends on the model and its accessories.**



**VERSIONI CON SORGENTE LED GU10 DISPONIBILI / GU10 LIGHT SOURCE VERSION AVAILABLE FINITURE STANDARD / STANDARD FINISHINGS**

| KELVIN | 27     | 30     | 35     | 40     |
|--------|--------|--------|--------|--------|
|        | 2700°K | 3000°K | 3500°K | 4000°K |

**FASCIO/BEAM**



/01 BIANCO/WHITE

/02 NERO/BLACK

/49 BRONZO/BRONZE

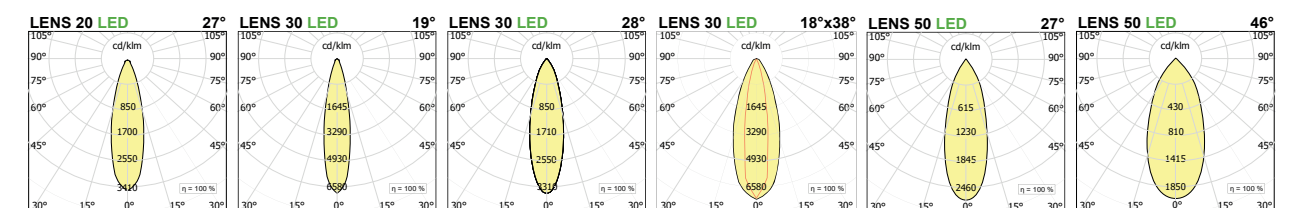
**FINITURE PREMIUM / PREMIUM FINISHINGS**

/81 ORO ROSA/ROSE GOLD

/82 BRONZO ANTICATO/ANTIQUE BRONZE

/83 OTTONE BRUNITO SPAZZOLATO/BRUSHED BURNISHED BRASS

**CURVE FOTOMETRICHE/PHOTOMETRIC DATA**



# FOCUS 55

Facile da installare - Pronto all'uso

Easy to install - Ready to use



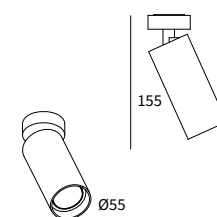
Alimentazione integrata | Driver included



DRIVER INCLUDED

PROJECTORS

## FOCUS 55 DRIVER INTEGRATO



| LED W | mA  | ø  | H   | lm product/beam 3000K S15° | F27° | W46° | CODE           |
|-------|-----|----|-----|----------------------------|------|------|----------------|
| 12    | 350 | 55 | 155 | 1285                       | 1285 | 1289 | FS014.9 ●● /## |
| 18    | 500 | 55 | 155 | 1575                       | 1575 | 1579 | FS015.9 ●● /## |

Accessori - accessories: L055#.A: Anello ø55 + lente /Lens with ring ø55

## ACCESSORI / ACCESSORIES

### LENTI CON ANELLO / LENSES WITH RING

|   | ø  | Kg   | CODE    | /## |
|---|----|------|---------|-----|
| ● LENTE SATINATA / SATINED LENS         | 55 | 0,01 | L055S.A |     |
| ● LENTE ELISSOIDALE / ELIPSOID LENS     | 55 | 0,01 | L055E.A | /01 |
| ● LENTE ASIMMETRICA / ASYMMETRIC LENS   | 55 | 0,01 | L055A.A | /02 |
| ● FILTRO NIDO D'APE / HONEY COMB LOUVER | 55 | 0,01 | L055R.A |     |

## VERSIONI DISPONIBILI / AVAILABLE VERSION

- **KELVIN**
  - 27 2700K
  - 30 3000K
  - 35 3500K
  - 40 4000K
- **FASCIO / BEAM**
  - S Spot
  - F Flood
  - W Wide

Per i gradi vedere in tabella - For degree check the table

## /## FINITURA / FINISHING

- /01 bianco | white
- /02 nero | black
- /49 bronzo | bronze

## /## FINITURA PREMIUM / PREMIUM FINISHING

- /81 oro rosa / rose gold
- /82 bronzo antico / antique bronze
- /83 ottone brunito spazzolato / brushed burnished brass

## COMPOSIZIONE CODICE: xxx.x ●● /##

HOW TO CREATE THE CODE: F1000.827S /01

CODE

F1000.8 | ●● | /## finishing

base code | kelvin | beam

# FOCUS MAGNETE | MAGNETIC VERSION



## FOCUS M26



| LED W | mA  | ø  | H  | Im product/beam 3000K | CODE                   |
|-------|-----|----|----|-----------------------|------------------------|
| 5,7   | 500 | 26 | 85 | F27°                  | <b>FS001.9</b> ● F /## |

● disponibile solo fascio F available only F beam

Note: Attenzione uscita dei cavi laterale. Side cable exit. Accessori - accessories: FSA02.26: piastra ancoraggio magneti M26 - L026#.A: Anello ø26 + lente /Lens with ring ø26

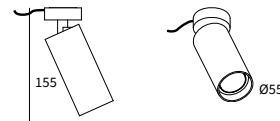
## FOCUS M36



| LED W | mA  | ø  | H  | Im product/beam 3000K | CODE                    |
|-------|-----|----|----|-----------------------|-------------------------|
| 8     | 700 | 36 | 92 | S19° F28° Z18°x38°    | <b>FS002.9</b> ●● F /## |

Note: Attenzione uscita dei cavi laterale. Side cable exit. Accessori - accessories: FSA02.36: piastra ancoraggio magneti M36 - L036#.A: Anello ø36 + lente /Lens with ring ø36

## FOCUS M55



| LED W | mA  | ø  | H   | Im product/beam 3000K | CODE                    |
|-------|-----|----|-----|-----------------------|-------------------------|
| 12    | 350 | 55 | 155 | S15° F27° W46°        | <b>FS003.9</b> ●● F /## |
| 18    | 500 | 55 | 155 | 1285 1285 1289        |                         |

| GUI10LED W | ø  | H   | CODE            |
|------------|----|-----|-----------------|
| 50         | 55 | 155 | <b>FS005/##</b> |

Note: Attenzione uscita dei cavi laterale. Side cable exit. Accessori - accessories: FSA02.55: piastra ancoraggio magneti M55 / magnet anchor plate- L055#.A: Anello ø55 + lente /Lens with ring ø55

### VERSIONI DISPONIBILI/AVAILABLE VERSION

- KELVIN**
  - 27 2700K
  - 30 3000K
  - 35 3500K
  - 40 4000K
- FASCIO/BEAM**
  - S Spot
  - F Flood
  - Z Asymmetric
- FASCIO/BEAM**
  - S Spot
  - F Flood
  - W Wide

Per i gradi vedere in tabella - For degree check the table

### /## FINITURA/FINISHING

- /01 bianco | white
- /02 nero | black
- /49 bronzo | bronze
- /## FINITURA PREMIUM /PREMIUM FINISHING**
  - /81 oro rosa/rose gold
  - /82 bronzo anticato/antique bronze
  - /83 ottone brunito spazzolato/brushed burnished brass

# FOCUS MAGNETE MONTATO SU SUPPORTO FERROMAGNETICO MAGNETIC FOCUS MOUNTED ON FERROMAGNETIC SUPPORT



# FOCUS MAGNETE MONTATO SU MATERIALE NON FERROMAGNETICO CON L'AUSILIO DELLA PIASTRA D'ANCORAGGIO MAGNETIC FOCUS MOUNTED ON NOT FERROMAGNETIC SURFACE USING THE ANCHOR PLATE



### ACCESSORI / ACCESSORIES

#### PIASTRA ANCORAGGIO MAGNETI ANCHOR PLATE FOR MAGNETIC PROJECTORS

| Dim.mm | Hmm | CODE            | /##. |
|--------|-----|-----------------|------|
| ø26    | 3   | <b>FSA02.26</b> | /##. |
| ø36    | 3   | <b>FSA02.36</b> | /01  |
| ø55    | 3   | <b>FSA02.55</b> | /02  |

### LENTI CON ANELLO / LENSES WITH RING

|                                       | ø  | Kg   | CODE              | ø  | Kg   | CODE              | ø  | Kg   | CODE              |
|---------------------------------------|----|------|-------------------|----|------|-------------------|----|------|-------------------|
| LENTE SATINATA / SATINED LENS         | 26 | 0,01 | <b>L026S.A/##</b> | 36 | 0,01 | <b>L036S.A/##</b> | 55 | 0,01 | <b>L055S.A/##</b> |
| LENTE ELISSOIDALE / ELIPSOID LENS     | 26 | 0,01 | <b>L026E.A/##</b> | 36 | 0,01 | <b>L036E.A/##</b> | 55 | 0,01 | <b>L055E.A/##</b> |
| LENTE ASIMMETRICA / ASYMMETRIC LENS   | 26 | 0,01 | <b>L026A.A/##</b> | 36 | 0,01 | <b>L036A.A/##</b> | 55 | 0,01 | <b>L055A.A/##</b> |
| FILTRO NIDO D'APE / HONEY COMB LOUVER | 26 | 0,01 | <b>L026R.A/##</b> | 36 | 0,01 | <b>L036R.A/##</b> | 55 | 0,01 | <b>L055R.A/##</b> |

**350 500 700** DRIVERS VEDI | SEE P. 452

COMPOSIZIONE CODICE: xxx.x ●● /##

HOW TO CREATE THE CODE: **F1000.827S /01**

base code | kelvin | beam | /## finishing

### /## FINITURA LENTI/FINISHING LENSES

- /01 bianco | white
- /02 nero | black

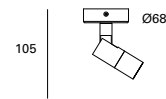


# FOCUS BASETTA BASE VERSION

## FOCUS BASE TONDA ROUND BASE



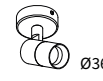
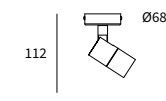
FOCUS BT26



| LED | W   | mA  | ø  | H   | Im product/beam 3000K | CODE                   |
|-----|-----|-----|----|-----|-----------------------|------------------------|
|     | 5,7 | 500 | 26 | 105 | F27° 571              | <b>FS101.9</b> ● F /## |

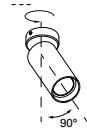
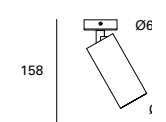
● disponibile solo fascio F available only F beam

FOCUS BT36



| LED | W | mA  | ø  | H   | Im product/beam 3000K          | CODE                  |
|-----|---|-----|----|-----|--------------------------------|-----------------------|
|     | 8 | 700 | 36 | 112 | S19° F28° Z18°x38° 665 695 508 | <b>FS102.9</b> ●● /## |

FOCUS BT55



| LED | W    | mA  | A | ø  | H   | Im product/beam 3000K         | CODE                  |
|-----|------|-----|---|----|-----|-------------------------------|-----------------------|
|     | 12,7 | 350 |   | 55 | 158 | S15° F27° W46° 1285 1285 1289 | <b>FS103.9</b> ●● /## |
|     | 18,5 | 500 |   | 55 | 158 | 1575 1575 1579                |                       |

| GU10LED | W  | ø  | H   | CODE             |
|---------|----|----|-----|------------------|
|         | 50 | 55 | 158 | <b>FS105</b> /## |

Accessori - accessories: L055#.A: Anello ø55 + lente lens with ring ø55

## ACCESSORI / ACCESSORIES

### LENTI CON ANELLO / LENSES WITH RING

|                                       | ø  | Kg   | CODE           | /## |
|---------------------------------------|----|------|----------------|-----|
| LENTE SATINATA / SATINED LENS         | 55 | 0,01 | <b>L055S.A</b> |     |
| LENTE ELISSOIDALE / ELIPSOID LENS     | 55 | 0,01 | <b>L055E.A</b> | /01 |
| LENTE ASIMMETRICA / ASYMMETRIC LENS   | 55 | 0,01 | <b>L055A.A</b> | /02 |
| FILTRO NIDO D'APE / HONEY COMB LOUVER | 55 | 0,01 | <b>L055R.A</b> |     |

## VERSIONI DISPONIBILI/AVAILABLE VERSION

| KELVIN   | FASCIO/BEAM  | FASCIO/BEAM | FINITURA/FINISHING  |
|----------|--------------|-------------|---------------------|
| 27 2700K | S Spot       | S Spot      | /01 bianco   white  |
| 30 3000K | F Flood      | F Flood     | /02 nero   black    |
| 35 3500K | Z Asymmetric | W Wide      | /49 bronzo   bronze |
| 40 4000K |              |             |                     |

Per i gradi vedere in tabella - For degree check the table

## COMPOSIZIONE CODICE: xxx.x ●● /##

HOW TO CREATE THE CODE: **F1000.827S /01**

| CODE           | base code | kelvin | beam | finishing       |
|----------------|-----------|--------|------|-----------------|
| <b>F1000.8</b> |           |        |      | — /## finishing |

## FINITURA PREMIUM /PREMIUM FINISHING

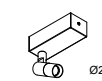
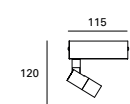
|   |
|---|
| /81 oro rosa/rose gold                                |
| /82 bronzo anticato/antique bronze                    |
| /83 ottone brunito spazzolato/brushed burnished brass |

**350 500 700** DRIVERS VEDI | SEE P. 452

## BASE RETTANGOLARE SQUARE BASE



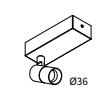
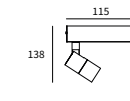
FOCUS BR26



| LED | W   | ø  | H   | Im product/beam 3000K | CODE                   |
|-----|-----|----|-----|-----------------------|------------------------|
|     | 5,7 | 26 | 120 | F27° 571              | <b>FS401.9</b> ● F /## |

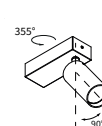
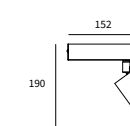
● disponibile solo fascio F available only F beam

FOCUS BR36



| LED | W | ø  | H   | Im product/beam 3000K          | CODE                  |
|-----|---|----|-----|--------------------------------|-----------------------|
|     | 8 | 36 | 138 | S19° F28° Z18°x38° 665 695 508 | <b>FS402.9</b> ●● /## |

FOCUS BR55

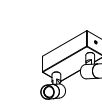
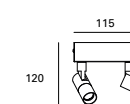


| LED | W    | ø  | H   | Im product/beam 3000K         | CODE                  |
|-----|------|----|-----|-------------------------------|-----------------------|
|     | 12,7 | 55 | 190 | S15° F27° W46° 1285 1285 1289 | <b>FS403.9</b> ●● /## |
|     | 18,5 | 55 | 190 | 1575 1575 1579                | <b>FS404.9</b> ●● /## |

Accessori - accessories: L055#.A: Anello ø55 + lente lens with ring ø55



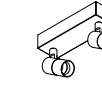
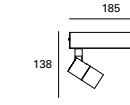
FOCUS 2BR26



| LED | W    | ø  | H   | Im product/beam 3000K | CODE                   |
|-----|------|----|-----|-----------------------|------------------------|
|     | 11,4 | 26 | 120 | F27° 1142             | <b>FS451.9</b> ● F /## |

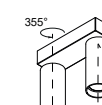
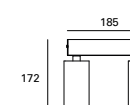
● disponibile solo fascio F available only F beam

FOCUS 2BR36




| LED | W  | ø  | H   | Im product/beam 3000K             | CODE                  |
|-----|----|----|-----|-----------------------------------|-----------------------|
|     | 16 | 36 | 138 | S19° F28° Z18°x38° 1330 1390 1016 | <b>FS452.9</b> ●● /## |

FOCUS 2BR55



| LED | W    | ø  | H   | Im product/beam 3000K         | CODE                  |
|-----|------|----|-----|-------------------------------|-----------------------|
|     | 25,4 | 55 | 172 | S15° F27° W46° 1285 1285 1289 | <b>FS453.9</b> ●● /## |
|     | 37   | 55 | 172 | 1575 1575 1579                | <b>FS454.9</b> ●● /## |

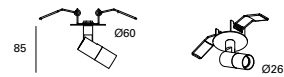
Accessori - accessories: L055#.A: Anello ø55 + lente lens with ring ø55



### FOCUS PIATTELLO PLATE PER CARTONGESSO - FOR PLASTERBOARD



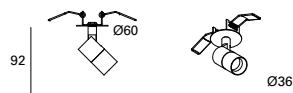
#### FOCUS P26



| LED W | mA  | ø  | H  | Im product/beam 3000K F27° | CODE                   |
|-------|-----|----|----|----------------------------|------------------------|
| 5,7   | 500 | 26 | 85 | 571                        | <b>FS201.9</b> ● F /## |

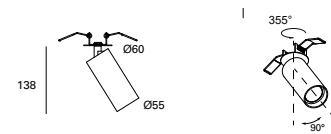
● disponibile solo fascio F available only F beam

#### FOCUS P36



| LED W | mA  | ø  | H  | Im product/beam 3000K S19° F28° Z18°x38° | CODE                   |
|-------|-----|----|----|--|------------------------|
| 8     | 700 | 36 | 92 | 665 695 508                              | <b>FS202.9</b> ● ● /## |

#### FOCUS P55



| LED W | mA  | ø  | H   | Im product/beam 3000K S15° F27° W46° | CODE                   |
|-------|-----|----|-----|--------------------------------------|------------------------|
| 12,7  | 350 | 55 | 138 | 1285 1285 1289                       | <b>FS203.9</b> ● ● /## |

| GU10 LED 230V W | ø  | H   | CODE            |
|-----------------|----|-----|-----------------|
| 1 x max 50      | 55 | 138 | <b>FS205/##</b> |

Accessori - accessories: L055#.A: Anello ø55 + lente lens with ring ø55


#### ACCESSORI / ACCESSORIES

| LENTI CON ANELLO / LENSES WITH RING   | ø  | Kg   | CODE           | /## |
|---------------------------------------|----|------|----------------|-----|
| LENTE SATINATA / SATINED LENS         | 55 | 0,01 | <b>L055S.A</b> | /01 |
| LENTE ELISSOIDALE / ELIPSOID LENS     | 55 | 0,01 | <b>L055E.A</b> | /02 |
| LENTE ASIMMETRICA / ASYMMETRIC LENS   | 55 | 0,01 | <b>L055A.A</b> |     |
| FILTRO NIDO D'APE / HONEY COMB LOUVER | 55 | 0,01 | <b>L055R.A</b> |     |

#### VERSIONI DISPONIBILI / AVAILABLE VERSION

| KELVIN   | FASCIO/BEAM  | FASCIO/BEAM | FINITURA/FINISHING  |
|----------|--------------|-------------|---------------------|
| 27 2700K | S Spot       | S Spot      | /01 bianco   white  |
| 30 3000K | F Flood      | F Flood     | /02 nero   black    |
| 35 3500K | Z Asymmetric | W Wide      | /49 bronzo   bronze |
| 40 4000K |              |             |                     |

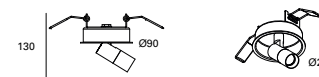
Per i gradi vedere in tabella - For degree check the table



### FOCUS BICCHIERE CUP PER CARTONGESSO - FOR PLASTERBOARD



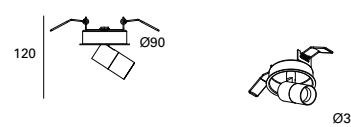
#### FOCUS B26



| LED W | mA  | ø  | H   | Im product/beam 3000K F27° | CODE                   |
|-------|-----|----|-----|----------------------------|------------------------|
| 5,7   | 500 | 26 | 130 | 571                        | <b>FS301.9</b> ● F /## |

● disponibile solo fascio F available only F beam  
Accessori - accessories: FSA01: controtelaio minimal - Casing for trimless recessed

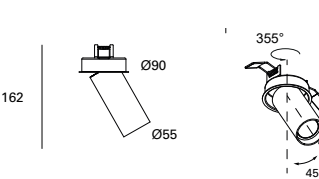
#### FOCUS B36



| LED W | mA  | ø  | H   | Im product/beam 3000K S19° F28° Z18°x38° | CODE                   |
|-------|-----|----|-----|--|------------------------|
| 8     | 700 | 36 | 120 | 665 695 508                              | <b>FS302.9</b> ● ● /## |

Accessori - accessories: FSA01: controtelaio minimal - Casing for trimless recessed

#### FOCUS B55



| LED W | mA  | ø  | H   | Im product/beam 3000K S15° F27° W46° | CODE                   |
|-------|-----|----|-----|--------------------------------------|------------------------|
| 12,7  | 350 | 55 | 162 | 1285 1285 1289                       | <b>FS303.9</b> ● ● /## |

| GU10 LED W | ø  | H   | CODE            | Col.    |
|------------|----|-----|-----------------|---------|
| 1 x max 50 | 55 | 162 | <b>FS305/##</b> | /01 /02 |

Accessori - accessories: FSA01: controtelaio minimal - Casing for trimless recessed  
L055A.A: Anello ø55 + lente Lens with ring ø55 -

#### ACCESSORI / ACCESSORIES

##### CONTROTELAIO PER INCASSO RASATO (OPTIONAL)

CASING FOR TRIMLESS RECESSED



##### /## FINITURA PREMIUM / PREMIUM FINISHING

|   |
|---|
| /81 oro rosa/rose gold                                |
| /82 bronzo anticato/antique bronze                    |
| /83 ottone brunito spazzolato/brushed burnished brass |

##### COMPOSIZIONE CODICE: xxx.x ● ● /##


HOW TO CREATE THE CODE: **F1000.827S /01**

CODE

|                |        |      |                 |
|----------------|--------|------|-----------------|
| <b>F1000.8</b> | ●      | ●    | — /## finishing |
| base code      | kelvin | beam |                 |

**350 500 700** DRIVERS VEDI | SEE P. 452





SEMPLICE



# SEMPLICE


## PROIETTORI CON BASETTA - PROJECTORS WITH BASE



altre versioni / more versions

## SEMPLICE TRACK 230V

vedi catalogo "Profili Le Collezioni" | see catalogue "Profili Le Collezioni"



## Posizioni di lavoro

Il braccio a slitta permette di assumere diverse posizioni di lavoro e di mantenerle grazie al blocco del puntamento.

## Working positions

The slide rod allows to take different working positions and keep them through the aiming lock mechanism.



CEILING POSITION



SUSPENDED POSITION



AIMING POSITION

Proiettori professionali da parete e soffitto completo di sorgente COB LED con ottiche da 15° - 24° - 38° intercambiabili Twist & Lock, disponibili anche nella versione dimmerabile dali e taglio di fase ed in versione per orticoltura. Corpo e gruppo ottico di sezione cilindrica in estruso di alluminio verniciato. Snodi meccanici in acciaio. Orientabilità del gruppo ottico dalla posizione di riposo verticale di 355° sull'asse verticale e da 0° a 90° su quello orizzontale mediante braccio a slitta. Mantenimento della posizione grazie al blocco di puntamento.

Professional wall and ceiling projectors complete with COB LED source with 15° - 24° - 38° Twist & Lock interchangeable optics, available in DALI dimmable, phase cut version and horticulture version also. Cylindrical body and optical group in painted extruded aluminum. Mechanical steel joints. Adjustability of the optical unit from the vertical rest position of 355° on the vertical axis and from 0° to 90° on the horizontal one using the sliding arm. Lockable pointing position.



UK CONFORMITY ASSESSMENT E EUROPEAN CERTIFICATION / UK CONFORMITY ASSESMENT AND EUROPEAN CERTIFICATION



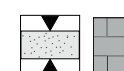
PRODOTTI COSTRUITI CON MATERIALE RICICLABILE / PRODUCTS MADE OF RECYCLABLE MATERIAL



GARANZIA DI 5 ANNI / 5-YEAR WARRANTY



ORIENTABILE / ADJUSTABLE



IDONEI PER CARTONGESSO OR LATERIZIO / CALCESTRUZZO a seconda dei modelli e degli accessori. SUITABLE FOR PLASTERBOARD OR BRICKWALL / CONCRETE it depends on the model and its accessories.



HORTICULTURE Disponibili versioni LED HC (Horticulture) a spettro dedicato alle piante ornamentali / HC (Horticulture) LEDs that emit a spectrum tailored to ornamental plants.

### KELVIN

|    |  |              |
|----|--|--------------|
| 27 |  | 2700°K       |
| 30 |  | 3000°K       |
| 35 |  | 3500°K       |
| 40 |  | 4000°K       |
| HC |  | HORTICULTURE |

### FASCIO/BEAM

|   |  |       |
|---|--|-------|
| S |  | SPOT  |
| F |  | FLOOD |
| W |  | WIDE  |

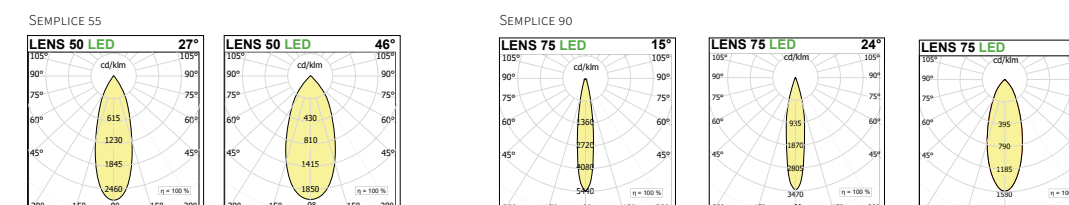
### FINITURE STANDARD /STANDARD FINISHINGS

|     |  |               |
|-----|--|---------------|
| /01 |  | BIANCO/WHITE  |
| /02 |  | NERO/BLACK    |
| /49 |  | BRONZO/BRONZE |

### FINITURE PREMIUM /PREMIUM FINISHINGS

|     |  |   |
|-----|--|---|
| /81 |  | ORO ROSA/ROSE GOLD                                |
| /82 |  | BRONZO ANTICATO / ANTIQUE BRONZE                  |
| /83 |  | OTTONE BRUNITO SPAZZOLATO/BRUSHED BURNISHED BRASS |

## CURVE FOTOMETRICHE/PHOTOMETRIC DATA

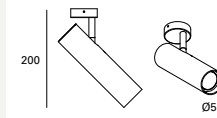




## SEMPLICE BASETTA



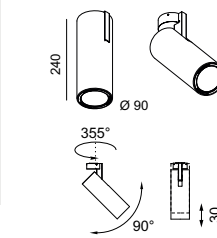
### P55 PARETE-SOFFITTO P55 WALL & CEILING PROJECTOR



| LED W | ø  | H   | Kg  | lm product/beam 3000K |      |      | CODE            |
|-------|----|-----|-----|-----------------------|------|------|-----------------|
|       |    |     |     | S15°                  | F27° | W46° |                 |
| 12    | 55 | 200 | 1,0 | 1285                  | 1285 | 1289 | SE503.9 ●●● /## |
| 18    | 55 | 200 | 1,0 | 1575                  | 1575 | 1579 | SE504.9 ●●● /## |

Accessori - accessories: L055#.A: Anello ø55 + lente a lens with ring ø55

### P90 PARETE-SOFFITTO P90 WALL & CEILING PROJECTOR



| LED W | ø  | H       | Kg  | lm product/beam 3000K |      |      | CODE            |
|-------|----|---------|-----|-----------------------|------|------|-----------------|
|       |    |         |     | S15°                  | F24° | W38° |                 |
| 17    | 90 | 240-270 | 1,4 | 1930                  | 1827 | 1905 | SE501.9 ●●● /## |
| 24,3  | 90 | 240-270 | 1,4 | 2468                  | 2356 | 2430 | SE502.9 ●●● /## |
| 32    | 90 | 240-270 | 1,4 | 3006                  | 2885 | 2955 | SE505.9 ●●● /## |

Accessori - accessories: L085#.A: Anello ø85 + lente a lens with ring ø85

### ACCESSORI / ACCESSORIES



#### LENTI NYX 55 / LENSES 55

|                                       | ø  | Kg   | CODE    | /## |
|---------------------------------------|----|------|---------|-----|
| LENTE SATINATA / SATINED LENS         | 55 | 0,01 | L055S.A |     |
| LENTE ELISSOIDALE / ELIPSOID LENS     | 55 | 0,01 | L055E.A | /01 |
| LENTE ASIMMETRICA / ASYMMETRIC LENS   | 55 | 0,01 | L055A.A | /02 |
| FILTRO NIDO D'APE / HONEY COMB LOUVER | 55 | 0,01 | L055R.A |     |

#### LENTI NYX 85 / LENSES NYX 85

|                                       | ø  | Kg   | CODE    | /## |
|---------------------------------------|----|------|---------|-----|
| LENTE SATINATA / SATINED LENS         | 85 | 0,01 | L085S.A |     |
| LENTE ELISSOIDALE / ELIPSOID LENS     | 85 | 0,01 | L085E.A | /01 |
| LENTE ASIMMETRICA / ASYMMETRIC LENS   | 85 | 0,01 | L085A.A | /02 |
| FILTRO NIDO D'APE / HONEY COMB LOUVER | 85 | 0,01 | L085R.A |     |

### VERSIONI DISPONIBILI / AVAILABLE VERSION

- KELVIN ○ KELVIN
- 27 2700K ○ 27 2700K
- 30 3000K ○ 30 3000K
- 35 3500K ○ 35 3500K
- 40 4000K ○ 40 4000K
- HC Horticulture

#### FASCIO / BEAM

- S Spot
- F Flood
- W Wide

#### DIMMABLE (OPTIONAL)

- D Dali Touch & Dimm
- DF Dimm taglio di fase | dimm trailing / leading edge

Per i gradi vedere in tabella - For degree check the table

#### /## FINITURA / FINISHING

- /01 bianco / white
- /02 nero / black
- /49 bronzo / bronze

#### COMPOSIZIONE CODICE: xxx.x ●●● /##

HOW TO CREATE THE CODE: F1000.827S1/01

| CODE    | base code | kelvin | beam | dimmable | finishing |
|---------|-----------|--------|------|----------|-----------|
| F1000.8 |           |        |      |          |           |





PHAR




# PHAR

## PROIETTORI CON BASETTA - PROJECTORS WITH BASE



altre versioni / more versions

## PROIETTORI DA BINARIO - TRACK PROJECTORS



PHAR TRACK 230V  
vedi capitolo "Profili Le Collezioni" | see catalogue "Profili Le Collezioni"



UK CONFORMITY ASSESSMENT E EUROPEAN CERTIFICATION / UK CONFORMITY ASSESMENT AND EUROPEAN CERTIFICATION



PRODOTTI COSTRUITI CON MATERIALE RICICLABILE / PRODUCTS MADE OF RECYCLABLE MATERIAL



GARANZIA DI 5 ANNI / 5-YEAR WARRANTY



HORTICULTURE Disponibili versioni LED HC (Horticulture) a spettro dedicato alle piante ornamentali / HC (Horticulture) LEDs that emit a spectrum tailored to ornamental plants.

### KELVIN

|    |  |               |
|----|--|---------------|
| 27 |  | 2700°K        |
| 30 |  | 3000°K        |
| 35 |  | 3500°K        |
| 40 |  | 4000°K        |
| HC |  | HOTRTICULTURE |

### FASCIO/BEAM

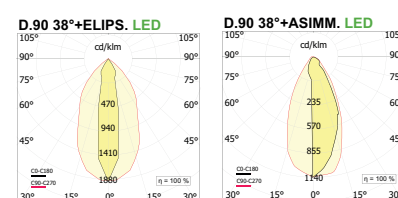
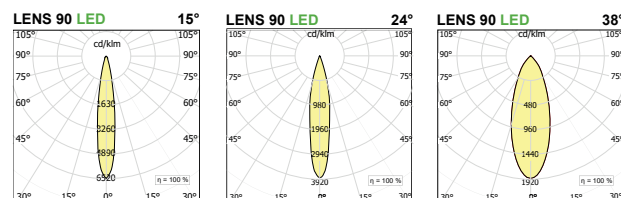
|   |  |           |
|---|--|-----------|
| S |  | SPOT 15°  |
| F |  | FLOOD 24° |
| W |  | WIDE 38°  |

### FINITURE STANDARD /STANDARD FINISHINGS

|     |  |               |
|-----|--|---------------|
| /01 |  | BIANCO/WHITE  |
| /02 |  | NERO/BLACK    |
| /49 |  | BRONZO/BRONZE |

### FINITURE PREMIUM /PREMIUM FINISHINGS

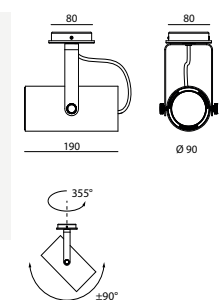
|     |  |   |
|-----|--|---|
| /81 |  | ORO ROSA/ROSE GOLD                                |
| /82 |  | BRONZO ANTICATO / ANTIQUE BRONZE                  |
| /83 |  | OTTONE BRUNITO SPAZZOLATO/BRUSHED BURNISHED BRASS |



Proiettore professionale da parete e soffitto completo di sorgente COB LED con ottiche da 15° - 24° - 38° intercambiabili Twist & Lock, disponibili anche nella versione dimmerabile dali e taglio di fase ed in versione per orticoltura. Corpo e gruppo ottico di sezione cilindrica in estruso di alluminio verniciato. Snodi meccanici in acciaio. Orientabilità del gruppo ottico dalla posizione di riposo verticale di 355° sull'asse verticale e da 0° a 90° su quello orizzontale. Mantenimento della posizione grazie al blocco di puntamento.

Professional wall and ceiling projectors complete with COB LED source with 15° - 24° - 38° Twist & Lock interchangeable optics, available in DALI dimmable, phase cut version and horticulture version also. Cylindrical body and optical group in painted extruded aluminum. Mechanical steel joints. Adjustability of the optical unit from the vertical rest position of 355° on the vertical axis and from 0° to 90° on the horizontal one. Lockable pointing position.

### PHAR 90 PARETE/SOFFITTO WALL/CEILING PROJECTOR



| LED W | ø  | H   | Kg  | lm product/beam 3000K |      |      | CODE           |
|-------|----|-----|-----|-----------------------|------|------|----------------|
|       |    |     |     | S15°                  | F24° | W38° |                |
| 17    | 90 | 180 | 1,4 | 1930                  | 1827 | 1905 | PH152.9 ●●●/## |
| 24,3  | 90 | 180 | 1,6 | 2468                  | 2356 | 2430 | PH155.9 ●●●/## |
| 32    | 90 | 180 | 1,6 | 3006                  | 2885 | 2955 | PH156.9 ●●●/## |

Accessori - accessories: L085#.A: Anello ø85 + lente lens with ring ø85

### ACCESSORI OPZIONALI / OPTIONAL ACCESSORIES

#### LENTI NYX 85 / LENSES 85



|                                      | ø  | Kg   | CODE        |
|--------------------------------------|----|------|-------------|
| LENTE SATINATA /SATINED LENS         | 85 | 0,01 | L085S.A/ ## |
| LENTE ELISSOIDALE /EUPSOID LENS      | 85 | 0,01 | L085E.A/ ## |
| LENTE ASIMMETRICA /ASYMMETRIC LENS   | 85 | 0,01 | L085A.A/ ## |
| FILTRO NIDO D'APE /HONEY COMB LOUVER | 85 | 0,01 | L085R.A/ ## |

### VERSIONI DISPONIBILI/AVAILABLE VERSION

|                 |                      |   |                               |
|-----------------|----------------------|---|-------------------------------|
| ● <b>KELVIN</b> | ● <b>FASCIO/BEAM</b> | ● <b>DIMMABLE (OPTIONAL)</b>                          | <b>/## FINITURA/FINISHING</b> |
| 27 2700K        | S Spot 15°           | D Dali Touch & Dimm                                   | /01 bianco   white            |
| 30 3000K        | F Flood 24°          | DF Dimm taglio di fase   dimm trailing / leading edge | /02 nero   black              |
| 35 3500K        | W Wide 38°           |   | /49 bronzo/bronze             |
| 40 4000K        |                      |   |                               |
| HC Horticulture |                      |   |                               |

Per i gradi vedere in tabella - For degree check the table